













Machine	Explode	Code	Description
GH125 Buffalo Double fryer 2.9 kW	1		Lid Knob
GH125 Buffalo Double fryer 2.9 kW	2		Lid
GH125 Buffalo Double fryer 2.9 kW	3	AF042	Basket Assembly
GH125 Buffalo Double fryer 2.9 kW	4	AA031	Light
GH125 Buffalo Double fryer 2.9 kW	5		Electric Box Surface
GH125 Buffalo Double fryer 2.9 kW	6	N117	Thermal Cut Out
GH125 Buffalo Double fryer 2.9 kW	7		Transformer
GH125 Buffalo Double fryer 2.9 kW	8		Limited Tube
GH125 Buffalo Double fryer 2.9 kW	9		Left Cover
GH125 Buffalo Double fryer 2.9 kW	10	AF054	Element Assembly
GH125 Buffalo Double fryer 2.9 kW	11		Element Assembly Cover
GH125 Buffalo Double fryer 2.9 kW	12		Temperature Sensor Clip
GH125 Buffalo Double fryer 2.9 kW	13		Element Assembly Bracket
GH125 Buffalo Double fryer 2.9 kW	14		V Shape Oil Pan Assembly
GH125 Buffalo Double fryer 2.9 kW	15	AF045	Seal Ring
GH125 Buffalo Double fryer 2.9 kW	16	AF043	Oil Pan Connection Tube
GH125 Buffalo Double fryer 2.9 kW	17	AF041	Corrugated Pipe
GH125 Buffalo Double fryer 2.9 kW	18		Housing Assembly
GH125 Buffalo Double fryer 2.9 kW	19	N302	Drain Tap Assembly
GH125 Buffalo Double fryer 2.9 kW	20	N152	Foot
GH125 Buffalo Double fryer 2.9 kW	21		Back Cover
GH125 Buffalo Double fryer 2.9 kW	22	AE837	Timer
GH125 Buffalo Double fryer 2.9 kW	23	N124	Knob
GH125 Buffalo Double fryer 2.9 kW	24		Power Cord
GH125 Buffalo Double fryer 2.9 kW	25	N116	Thermostat
GH125 Buffalo Double fryer 2.9 kW	26		Right Cover
GH125 Buffalo Double fryer 2.9 kW	27	AC282	Double Connection w/Nut 3/4 - 1/2"
GH125 Buffalo Double fryer 2.9 kW	28	N118	Safety Switch

Parts Not Shown On Diagram:

GH125 Buffalo Double fryer 2.9 kW	N/A	AF491	Decal Sticker
-----------------------------------	-----	-------	---------------